



SPECIFYING CEDAR SIDING

WESTERN RED CEDAR LUMBER ASSOCIATION

REAL CEDAR



WESTERN RED CEDAR SIDING

The exterior finish of a building is the face it presents to the world; it defines the mood and character of the structure and reflects the image desired by its designers, builders or owners.

Western Red Cedar siding is available in a range of designs and grades, offering the variety and versatility to complement any architectural style. It adapts equally well to bold and expressive modernism or the well defined criteria of period styling.

Above all, Western Red Cedar has an enduring beauty that projects an aura of prestige. It is a wood with great dimensional stability and natural decay resistance. Its freedom from pitch and resin makes it an excellent base for a wide range of finishes.



Six-inch clear bevel siding with a natural finish.

Siding Patterns

Bevel, pattern and board-and-batten are among the most popular sidings and there are many variations within these styles to provide a variety of designer effects to suit a wide range of tastes.

Although every effort has been made in this publication to show representative grades, the actual appearance may vary between manufacturers.

Choosing a siding is largely a matter of personal preference, architectural appearance and environmental harmony. The size, height and design of a home, its setting, the changing designs of light and shade during the course of a day, will all influence the final choice.

Specifying Cedar Siding

To make sure you get quality Western Red Cedar siding, always specify cedar siding manufactured by members of the Western Red Cedar Lumber Association. Appropriate sample specifications are given in each section of this publication.

BEVEL SIDING

Western Red Cedar bevel siding is the most widely used cedar siding type. It is produced by resawing lumber at an angle to produce two pieces thicker on one edge than the other. The manufacturing process results in pieces with one face saw textured. The other face is smooth or saw textured depending on the grade and customer preference. Bevel siding is installed horizontally and gives an attractive shadow line which varies with the thickness of siding selected.

Bevel siding is available in clear and knotty grades. Clear siding gives premium quality appearance and is ideal for prestigious, upmarket applications. Knotty siding has warmth and casual charm and is ideal for homes, cottages, club-houses and applications where a rustic appearance is desired.

WRCLA members also produce finger-joined bevel siding in clear and knotty grades. The precision-fitted joints are virtually invisible and stronger than the surrounding fiber. Finger-joined bevel siding is available in lengths up to 16 feet and provides the handsome appearance and all-weather performance of premium cedar siding. Builders appreciate both the convenient long length tally and the speed and ease of installation with fewer field joints.



Solid white stain on 8 in. bevel siding

Natural colored semi-transparent oil based stain on 10 in. bevel siding.



Opaque stain on 8 in. and 4 in. bevel siding.

SPECIFYING CEDAR BEVEL SIDING

The following information is required when specifying bevel siding products:

Specification Information Required	Sample Specification
Species: Western Red Cedar	WRCLA Western Red Cedar
Product Pattern and Intended Use: Siding is used as an exterior cladding to provide both weather protection and architectural style. The designer may choose from plain bevel, rabbetted bevel, or wavy edge bevel.	Plain Bevel Siding
Size: Specify the nominal size of the product.	1/2 x 6 in.
Grade: The grade of the product governs its overall quality. Refer to WRCLA specification literature or grading agency rule books for available grades.	Clear V.G. Heart
Grading Agency Paragraph: To ensure that the product meets a written standard, an agency grade paragraph should be referenced.	NLGA para. 201a
Moisture Content: Specify whether the product is to be green (unseasoned) or kiln-dried.	Kiln-dried
Surface to be exposed: Specify the application orientation to assist the supplier in shipping the right product for the job.	Surface face
Quantity: Express in surface measure the quantity required. See table opposite for factor to convert square feet to surface measure.	5500 surface measure

SIZES OF WESTERN RED CEDAR BEVEL SIDING

Nominal Size*	Pattern	Grades
Clear		
1/2x4 1/2x6** 1/2 x8 11/16x6** 11/16x8** 3/4x6 3/4x8 3/4x10	Plain Bevel	Clear V.G. Heart A Rustic B C Proprietary
Knotty		
5/8x6 5/8x8 11/16x6** 11/16x8** 11/16x10 3/4x6 3/4x8 3/4x10 7/8x8 7/8x10 7/8x12	Plain Bevel	Select Knotty Architect Knotty Quality Knotty Proprietary
11/16x6** 11/16x8** 3/4x6 3/4x8 3/4x10 5/4x8 5/4x10	Rabbetted Bevel	
7/8x10 7/8x12	Wavy Edge Bevel	

* Not all sizes are available in all grades.

** Available finger-joined.

BEVEL SIDING COVERAGE TABLE FOR SEASONED SIDINGS

ASSUMING MINIMUM ONE INCH OVERLAPS*

Nominal Width (inches)	Dressed Width (inches)	Exposed Face Width (inches)	Linear Feet Factor	Surface Measure
4	3-1/2	2-1/2	4.80	1.60
6	5-1/2	4-1/2	2.67	1.33
8	7-1/2	6-1/2	1.85	1.23
10	9-1/2	8-1/2	1.41	1.18
12	11-1/2	10-1/2	1.14	1.14

*Larger overlaps can be used on wider bevel sidings such as 10 and 12 in. pieces. See WRCLA publication *Installing Cedar Siding* for more information.



Textured 6 in. bevel siding with opaque colored stain.



Opaque stained 6 in. bevel siding and cedar trim boards with stucco accents.

Bevel siding. Thickness measured at butt.



Rabbetted bevel siding.



COVERAGE CALCULATION		EXAMPLE
1	Calculate total wall area (length x height)	Length x height = 160 square feet
2	Subtract square footage of openings (windows, doors) to determine wall area for siding	Door = -20 square feet Window = -20 square feet Area for siding = 120 square feet
3	Add 10% for trim	Plus 10% for trim = 120 + 12 = 132
4	Multiply figure by the appropriate factor for linear or surface measure	For 6 in. siding: 132 x 2.67 = 352.4 linear feet 132 x 1.33 = 175.6 surface measure






Bevel siding on a large, four story apartment complex. Oil based stain finish.




Clear bevel siding on an award winning Portland house. A natural stain finish reveals cedar's warm colors and natural texture.

CLEAR GRADES OF WESTERN RED CEDAR BEVEL SIDING

Clear bevel siding is graded for smooth face use with the exception of Rustic which is graded for saw textured use only.

Grade	Description	Grading Rule Paragraph ¹
Clear V.G. Heart*		
	<p>This is the highest bevel siding grade. All Clear V.G. Heart grade is sawn vertical grain (edge grain) and is kiln-dried. Pieces have a smooth face of decay-resistant heartwood and are free from growth characteristics that affect appearance or performance. Pieces have excellent dimensional stability and hold finishes exceptionally well.</p> <p><i>*Available solid wood or finger-joined</i></p>	NLGA 201a WCLIB 106-aa
A Clear*		
	<p>This is a fine appearance grade that allows only slightly more growth characteristics than Clear Heart. Pieces are of mixed grain. These mixed grain (vertical and flat) pieces are graded from the surfaced face.</p> <p><i>*Available solid wood or finger-joined</i></p>	NLGA 201b WCLIB 106-a
Rustic*		
	<p>Rustic grade bevel siding is recommended for use as sidewall covering where the distinctive charm of a rustic saw textured appearance is desired. This grade allows limited characteristics that do not detract from serviceability.</p> <p><i>*Available solid wood or finger-joined</i></p>	NLGA 201d WCLIB N/A

Grade	Description	Grading Rule Paragraph ¹
B Clear	 <p>This grade permits slightly more numerous and larger growth characteristics. It is nevertheless highly serviceable and often yields short lengths of fine appearance from longer stock.</p>	NLGA 201c WCLIB 106-b

KNOTTY GRADES OF WESTERN RED CEDAR BEVEL SIDING

Select Knotty*		
	<p>Knots and other natural features define the visual character of knotty sidings. In Select Knotty grade, knots are sound and tight. Available rough or dressed, kiln-dried or unseasoned and smooth or saw textured. Some companies may supply this grade with knots glued on the reverse face.</p> <p><i>*Shipments of Select Knotty grade siding usually specify a percentage of Quality Knotty grade pieces.</i></p>	NLGA 205a WCLIB 111-e

Architect Knotty®		
	<p>This product is intended to be fully usable with the resawn face exposed after trimming to fit the stud wall spacing. Contains no open characteristics or through defects. The product allows the use of adhesives on the reverse face to secure knots. Architect Knotty® is particularly well suited for factory priming or finishing. Supplied kiln-dried.</p> <p><i>®Architect Knotty is a registered trademark of the WRCLA</i></p>	Proprietary to WRCLA

KNOTTY GRADES OF WESTERN RED CEDAR BEVEL SIDING *(continued)*

Grade	Description	Grading Rule Paragraph ¹
Quality Knotty	In this grade, natural growth characteristics are not limited as stringently as in Select Knotty. Cross cutting may be required on some pieces to yield tight knotted siding.	NLGA 205b WCLIB 111-f

¹NLGA - National Lumber Grades Authority
WCLIB - West Coast Lumber Inspection Bureau



Wavy-edged Knotty grade bevel siding with textured surface. Finish is a semi-transparent stain in medium brown.



Opaque stain on 6 in. bevel siding with white painted cedar trims.

BEVEL SIDING



Ten-inch Select Knotty grade bevel siding with semi-transparent natural stain.



Opaque stain on 8 in. bevel siding with 6 and 8 in. trim boards.



1x8 Western Red Cedar plain bevel on columns and 1x6 plain bevel on gable ends, finished with a grey stain. Cedar trim is painted white.

PATTERN SIDINGS

The term pattern sidings describes a variety of siding products in which the board has been machined on the edge(s) and face(s) to produce siding with interlocking or overlapping joints and with smooth surfaced or rough sawn faces. These sidings fall into two broad groups: tongue and groove and lap.

TONGUE & GROOVE

Western Red Cedar tongue and groove is widely used for its good looks and versatility. It can be installed horizontally, vertically or diagonally, each method giving a distinctly different look. Tongue and groove siding is available with rough or smooth faces. Both seasoned (kiln-dried) and unseasoned (green) sidings are available.

The joints between adjoining pieces are usually v-shaped but flush jointed, reveal and radius joints are also available. The different joints and surface textures in tongue and groove siding combine to provide a range of shadow line effects that enhance the product's versatility.

Tongue and groove siding is manufactured in clear grades suitable for a more formal, elegant appearance, particularly when pieces are smooth faced. Knotty grades are in demand for their smart, casual look.

Clear 4 in. tongue and groove cedar siding with light brown semi-transparent stain.



TONGUE AND GROOVE SIDING



Clear 6 in. tongue and groove siding with natural semi-transparent stain.



Clear 8 in. tongue and groove siding with natural semi-transparent stain.



Horizontally applied clear 6 in. tongue and groove siding with natural semi-transparent stain.



Horizontally applied clear 6 in. tongue and groove siding with natural semi-transparent stain.

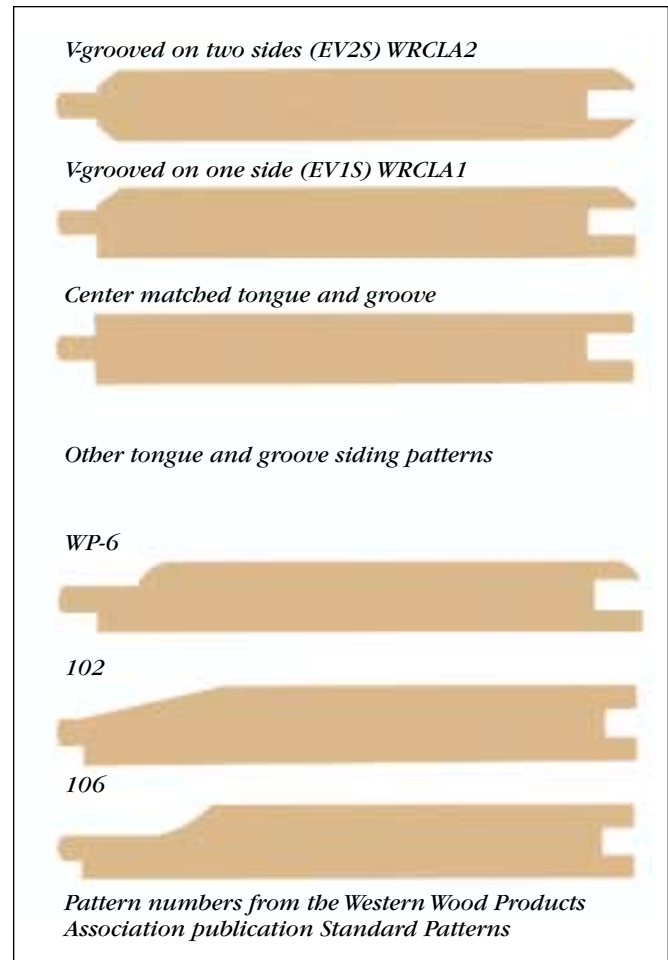
SPECIFYING CEDAR TONGUE AND GROOVE SIDING

The following information is required when specifying tongue and groove siding products:

Specification Information Required	Sample Specification
Species: Western Red Cedar	WRCLA Western Red Cedar
Product Pattern and Intended Use: Siding is used as an exterior cladding to provide both weather protection and architectural style. The designer may choose from Edge V one side (EV1S) WRCLA1, Edge V two sides (EV2S), WRCLA2, or specific pattern number.	Tongue and Groove EV1S - WRCLA1
Size: Specify the nominal size of the product.	1 x 6 in.
Grade: The grade of the product governs its overall quality. Refer to WRCLA specification literature or grading agency rule books for available grades.	Select Knotty
Grading Agency Paragraph: To ensure that the product meets a written standard, an agency grade paragraph should be referenced.	NLGA para. 204a
Moisture Content: Specify whether the product is to be green (unseasoned) or kiln-dried.	Kiln-dried
Surface to be exposed: Specify the application orientation to assist the supplier in shipping the right product for the job.	Sawn face
Quantity: Express in board feet the quantity required. See table opposite for factor to convert square feet of wall area to board feet.	5500 board feet

SIZES OF WESTERN RED CEDAR TONGUE AND GROOVE SIDING

	Nominal	Finished	
		Green	Dry
Thickness (in.)	1	3/4	11/16
Widths (in.)	4,6,8	3-9/16, 5-1/2, 7-3/8	3-3/8, 5-3/8, 7-1/8



TONGUE AND GROOVE SIDING COVERAGE TABLE FOR GREEN (UNSEASONED) SIDING

Nominal Width (inches)	Dressed Width (inches)	Exposed Face Width (inches)	Linear Feet Factor	Board Feet Factor
4	3-3/8	3	4.00	1.33
6	5-3/8	5	2.40	1.20
8	7-1/8	6-3/4	1.77	1.19

See Bevel Siding section for guide to using coverage table.

LAP SIDINGS

Lap sidings are normally supplied in a variety of patterns either green (unseasoned) or dry in clear or knotty grades and with a smooth or saw textured face.



Channel siding is a popular type of lap siding and is used whenever a rustic appearance is desired. A versatile siding, it can be installed vertically, horizontally or diagonally. In channel siding the profile of each board partially overlaps that of the board next to it creating a channel that gives shadow line effects, provides excellent weather protection and allows for dimensional movement.

Channel siding is normally supplied in unseasoned knotty grades. The face side is saw textured. Commonly available sizes are 1 x 6 in., 1 x 8 in. and 1 x 10 in. Clear grades are manufactured to order.

Tight-knotted channel siding in 6 in. widths. Siding was factory finished with a semi-transparent natural stain and site coated with the same product.



CLEAR GRADES OF WESTERN RED CEDAR PATTERN SIDINGS

Grade	Description	Grading Rule Paragraph ¹
Clear Heart		
	The highest grade. Includes only pieces with heartwood on the exposed face. Many pieces completely clear, others have minor imperfections that do not detract from their fine appearance.	NLGA 200a WCLIB 102-b
A Clear*		
	Permits somewhat more imperfections than Clear Heart but the grade is still restricted to pieces with excellent appearance.	NLGA 200b WCLIB 102-c
<i>*Common specifications are A and Better and A and Better with a percentage of B grade allowed.</i>		
B Clear		
	Permits slightly larger and more numerous characteristics than A grade and occasional pieces may require trimming to yield high grade pieces in shorter lengths. Most often supplied as a percentage with A grade.	NLGA 200c WCLIB 102-d


KNOTTY GRADES OF WESTERN RED CEDAR PATTERN SIDINGS

Grade	Description	Grading Rule Paragraph ¹
Select Knotty		
	<p>Available kiln-dried or unseasoned. Knots are sound and tight.</p>	<p>NLGA 204a WCLIB 111-e</p>
Quality Knotty		
	<p>In this grade, natural growth characteristics are not limited as stringently as in Select Knotty. Cross cutting may be required on some pieces to yield tight knotted siding.</p>	<p>NLGA 204b WCLIB 111-f</p>
Proprietary Grades*		
	<p>Designed to meet appearance requirements for cedar sidings and trim. Ask your WRCLA distributor for details</p>	<p>NLGA N/A WCLIB N/A</p>

**Manufacturers may market their own proprietary grades.*

KNOTTY GRADES OF WESTERN RED CEDAR PATTERN SIDINGS

Grade	Description	Grading Rule Paragraph ¹
STANDARD AND BETTER		



Suitable for exterior construction. Occasional pieces may require trimming to yield suitable quality for the intended end use.

NLGA 114a, b, c
WCLIB 118-a, b, c

¹NLGA - National Lumber Grades Authority
WCLIB - West Coast Lumber Inspection Bureau



Eight-inch channel siding applied diagonally and horizontally and protected with opaque stain.




Vertical channel siding stained in driftwood grey.

SPECIFYING CEDAR LAP SIDING

The following information is required when specifying lap siding products:

Specification Information Required	Sample Specification
Species: Western Red Cedar	WRCLA Western Red Cedar
Product Pattern and Intended Use: Siding is used as an exterior cladding to provide both weather protection and architectural style. The designer may choose from a variety of lap siding patterns specified by name or pattern number.	Lap Siding Pattern WP11
Size: Specify the nominal size of the product.	1 x 6 in.
Grade: The grade of the product governs its overall quality. Refer to WRCLA specification literature or grading agency rule books for available grades.	Select Knotty
Grading Agency Paragraph: To ensure that the product meets a written standard, an agency grade paragraph should be referenced.	NLGA para. 204a
Moisture Content: Specify whether the product is to be green (unseasoned) or kiln-dried.	Green
Surface to be exposed: Specify the application orientation to assist the supplier in shipping the right product for the job.	Sawn face
Quantity: Express in board feet the quantity required. See table opposite for factor to convert square feet of wall area to board feet.	5500 board feet



LAP SIDING COVERAGE TABLE FOR GREEN (UNSEASONED) SIDING

Nominal Width (inches)	Dressed Width (inches)	Exposed Face Width (inches)	Linear Feet Factor	Board Feet Factor
6	5-1/2	4-3/4	2.53	1.27
8	7-3/8	6-5/8	1.81	1.21
10	9-3/8	8-5/8	1.39	1.16

See Bevel Siding section for guide to using coverage table.

BOARD-AND-BATTEN SIDING

Board-and-batten is a vertical design created using wide clear or knotty cedar boards spaced apart with narrower boards (battens) covering the joints. There are no set board or batten widths - various combinations are used to create different looks suitable for large or small scale applications. A frequent combination is 1 x 3 in. battens and 1 x 10 in. boards. This can also be reversed with boards installed over battens to create a deep channel effect.

Rough sawn, unseasoned boards or boards surfaced on one side and two edges (S1S2E) are commonly used for board-and-batten siding. Sizes are from 1 x 2 in. to 1 x 12 in.



Ten-inch tight knotted cedar boards with 2 in. battens. Coated with clear water repellent preservative.






Ten-inch boards with 2 in. battens coated with driftwood grey stain.



Ten-inch tight knotted boards with 2 in. battens. Dark brown stain.

CLEAR GRADES OF WESTERN RED CEDAR BOARD-AND-BATTEN SIDING

Grade	Description	Grading Rule Paragraph ¹
Clear Heart		
	The highest grade. Includes only pieces with heartwood on the exposed face. Many pieces completely clear, others have minor imperfections that do not detract from their fine appearance.	NLGA 200a WCLIB 102-b
A Clear*		
	Permits somewhat more imperfections than Clear Heart but the grade is still restricted to pieces with excellent appearance.	NLGA 200b WCLIB 102-c
<i>*Common specifications are A and Better and A and Better with a percentage of B Grade allowed.</i>		
B Clear		
	Permits slightly larger and more numerous characteristics than A grade but occasional pieces may require trimming to yield high grade pieces in shorter lengths. Most often supplied as a percentage with A grade.	NLGA 200c WCLIB 102-d

CLEAR GRADES OF WESTERN RED CEDAR BOARD-AND-BATTEN SIDING

Grade	Description	Grading Rule Paragraph ¹
-------	-------------	-------------------------------------

C and Better Clear



High quality lumber for use where appearance is important. In addition to interior and exterior trim, lumber of this grade is used for cabinetry, doors, windows and similar applications.

NLGA 202b, c
WCLIB 149-b, c
WWPA 10.11, 12

D Clear



This grade permits larger and more numerous natural characteristics and is used where general utility is more important than appearance.

NLGA 202d
WCLIB 149-b, c
WWPA 10.13

¹NLGA - National Lumber Grades Authority
WCLIB - West Coast Lumber Inspection Bureau
WWPA - Western Wood Products Association







Painted 12 in. boards with 3 in. battens.



Ten-inch boards with 3 in. battens finished in a clear, water repellent preservative.

KNOTTY GRADES OF WESTERN RED CEDAR BOARD-AND-BATTEN SIDING

Grade	Description	Grading Rule Paragraph ¹
Select Knotty*		
	<p>Knots are sound and tight. Other characteristics are limited so they do not detract from the end use intended.</p> <p><i>*Typically available commercially as Select allowing 10%-15% Quality Knotty in rough or surfaced products.</i></p>	<p>NLGA 204a WCLIB 111-e WWPA N/A</p>
Quality Knotty		
	<p>Natural growth characteristics not limited as stringently as in Select Knotty. Cross cutting may be required on some pieces to yield tight knotted siding.</p>	<p>NLGA 204b WCLIB 111-f WWPA N/A</p>
Proprietary**		
	<p>Graded to the manufacturer's specifications to meet the intended end use. Boards often represent good value in the no-hole product range.</p> <p><i>**Consult manufacturers for grade descriptions and nomenclature.</i></p>	<p>NLGA N/A WCLIB N/A WWPA N/A</p>
Standard and Better***		
	<p>Suitable for exterior construction. Occasional pieces may require trimming to yield suitable quality for the intended end use.</p> <p><i>*** Typically supplied as S1S2E products. S4S products may require special ordering.</i></p>	<p>NLGA 114a, b, c WCLIB 118-a, b, c WWPA 30.50 (118a, b, c)</p>

SPECIFYING CEDAR BOARD-AND-BATTEN SIDING

The following information is required when specifying board-and-batten siding:

Specification Information Required	Sample Specification
Species: Western Red Cedar	WRCLA Western Red Cedar
Product Pattern and Intended use: Siding is used as an exterior cladding to provide both weather protection and architectural style. The designer may choose from clear or knotty, kiln-dried or green (unseasoned), rough sawn or surfaced on one side and two edges (S1S2E).	S1S2E Boards
Size: Specify the nominal size of the product.	1 x 3 in. Battens 1 x 10 in. Boards
Grade: The grade of the product governs its overall quality. Refer to WRCLA specification literature or grading agency rule books for available grades.	A and Better
Grading Agency Paragraph: To ensure that the product meets a written standard, an agency grade paragraph should be referenced.	NLGA para. 200a, b
Moisture Content: Specify if the product is to be green (unseasoned) or kiln-dried.	Kiln-dried
Surface to be exposed: Noting the application orientation will assist the supplier in shipping the right product for the job.	Resawn face
Quantity: Express in linear feet	10,000 linear feet 1 x 3 in. 10,000 linear feet 1 x 10 in.

SIZES OF WESTERN RED CEDAR BOARDS FOR BOARD-AND-BATTEN SIDING

Thickness (in.)			Width (in.)		
Nominal	Actual		Nominal	Actual	
	Dry	Green		Dry	Green
Rough					
1	3/4	3/4	2	1-3/4	2
	13/16	13/16	3	2-3/4	3
5/4	7/8	7/8	4	3-3/4	4
	1-1/8	1-1/8	6	5-3/4	6
			8	7-3/4	8
			10	9-3/4	10
		12	11-3/4	12	
Surfaced One Side, Two Edges (S1S2E)					
1	11/16	11/16	2	1-1/2	1-9/16
	7/8	3/4	3	2-1/2	2-9/16
5/4		13/16	4	3-1/2	3-9/16
		7/8	6	5-1/2	5-9/16
	1	1-1/32	8	7-1/4	7-3/8
	2	1-1/2	10	9-1/4	9-3/8
		12	11-1/4	11-3/8	
Surfaced Four Sides (S4S)					
1	11/16	3/4	2	1-1/2	1-9/16
	7/8	3/4	3	2-1/2	2-9/16
5/4		13/16	4	3-1/2	3-9/16
		7/8	6	5-1/2	5-9/16
	1	1-1/32	8	7-1/4	7-3/8
	2	1-1/2	10	9-1/4	9-3/8
		12	11-1/4	11-3/8	

BOARD-AND-BATTEN SIDING COVERAGE TABLE

Nominal Width (inches)	Dressed Width (inches)	Exposed Face Width (inches)
2	1-9/16	Varies with width of board selected
4	3-9/16	
6	5-9/16	
8	7-3/8	
10	9-3/8	
12	11-3/8	

See Bevel Siding section for guide to using coverage table.

Linear Feet Factor = Exposed Face Width/12 in.

Board Foot Factor = Nominal Width/Exposed Face Width

INSTALLING

Installing Western Red Cedar siding is well within the abilities of anyone with a good understanding of basic carpentry and standard building practice. Installers should ask for a copy of the WRCLA publication *Installing Western Red Cedar Siding*. This is a helpful brochure with detailed nailing recommendations and useful hints and tips for working with cedar siding.

FINISHING

Western Red Cedar is naturally durable but a finish is recommended to ensure a long, trouble-free service life. The WRCLA publication *Finishing Western Red Cedar* gives much useful information on this topic.



Ten-inch tight knotted cedar boards with 2 in. battens. Naturally weathered grey.

Board and batten siding on a waterfront fishing lodge. Light colored stain finish.



WRCLA MEMBERS

CAMCO, Inc.	Oregon Canadian Forest Products Inc.
Cedar Valley, Inc.	Pacific Lumber Remanufacturing
City Lumber Sales & Service Ltd.	Pacific Western Wood Works
Columbia Cedar, Inc.	Pope & Talbot, Inc.
Delta Cedar Products Ltd.	Premier Forest Products Inc. Formerly J.&J. Forest Products
Downie Timber/Selkirk Specialty	Sawarne Lumber Company Ltd.
Fred Tebb and Sons, Inc.	Skana Forest Products Ltd.
Haida Forest Products Ltd.	Teal Cedar Products Salmon Arm Division
Interfor	TRI-PRO™ Cedar Products
Lazy S Lumber Inc.	Twin Rivers Cedar Products Ltd.
LP Engineered Wood Products Ltd.	Tyee Timber Products Ltd.
Lyle Forest Products	Welco USA/Skookum Lumber
Mr. Spindle, Inc.	Weyerhaeuser Company
North Enderby Timber Ltd.	
Northwest Forest Products	

For technical information visit our websites:

www.wrcla.org
www.cedar-siding.com

*For more information about Western Red Cedar
please ask the experts at:*

Western Office:

PMB #1705,
914 - 164th Street SE #B-12,
Mill Creek, WA 98012-6339
Tel: (425) 316-8845 Fax: (425) 316-3979
E-mail: mackie@wrcla.org

Eastern Office:

P.O. Box 952,
Riverhead, NY 11901-0702
Tel: (631) 643-9725 Fax: (631) 643-7252
Toll free: 1-800-266-1910
E-mail: burke@wrcla.org

Administration Office:

1501 - 700 West Pender Street,
Pender Place 1, Business Building,
Vancouver, British Columbia, Canada V6C 1G8
Tel: (604) 684-0266 Fax: (604) 687-4930
Toll free: 1-866-778-9096
E-mail: info@wrcla.org

WESTERN RED CEDAR LUMBER ASSOCIATION



The Western Red Cedar Lumber Association (WRCLA) is a non-profit trade association representing quality producers of Western Red Cedar lumber products in British Columbia, Canada and the US Pacific Northwest states. Association members are dedicated to producing quality sidings, decking, paneling, outdoor and other specialty cedar products in a wide range of sizes and grades. The WRCLA is committed to providing the construction industry with information about WRCLA member products, their specification, and proper use.

The Western Red Cedar Lumber Association (WRCLA) does not warrant the accuracy of the information herein. The WRCLA, its directors, officers, employees, servants and agents shall not be responsible or liable for any cause of action, loss, damage, injury or death in any way connected with the information herein even though such cause of action, loss, damage, injury or death arises from the negligence or default of the WRCLA, its directors, officers, employees, servants or agents.

Distributed by: